



STAY SAFER UP THERE,



**SWITCH OFF
DOWN HERE.**

IF THE POWER IS ON, YOU COULD GET AN ELECTRIC SHOCK.

There are serious electrical safety risks in ceiling spaces. Whether you're a homeowner or a tradie, there's one simple thing you can do to make it safer before you go up there – turn off all the main power switches at the switchboard.

A little reminder that could save a life

Once you've turned the power off, tape the switches or label them so someone else doesn't turn it back on while you're working up there. You should then let someone know you're going up into the ceiling space.

Some electrical equipment such as hot water systems or stoves may have a separate main switch. The safest option is to turn off all the main switches at the switchboard.

When you're up in the ceiling space, even with the power off, avoid contact with electrical cables and equipment as some circuits may still be live.

Use torches and cordless tools so you don't need power when you're in the ceiling space. If you must have power, turn off all circuits except the one supplying the socket outlet you need to use, and make sure it is protected by a safety switch. Don't forget to test the safety switch before you go up into the ceiling space.



There could be other hazards up there too, including excessive heat, dangerous vermin, sharp objects or asbestos-containing materials.

ALWAYS TURN THE POWER OFF FIRST



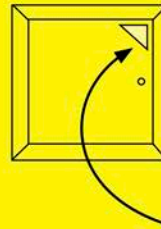
Never do your own electrical work

It is illegal and can invalidate your home insurance. Installing or repairing electrical equipment or cables must only be done by a licensed electrician.



Always turn the main switches off first

Place these stickers at your home to warn your family or anyone else working in your home that they should turn off the main switches at the switchboard before going into the ceiling space.



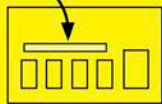
Peel off the sticker below and place it on your ceiling manhole.



SWITCH YOUR POWER OFF

**TURN OFF ALL MAIN SWITCHES
BEFORE GOING INTO THE CEILING SPACE**

Place this sticker inside your switchboard.



**STAY SAFER UP THERE,
SWITCH OFF DOWN HERE.**


OTHER HOME ELECTRICAL SAFETY TIPS

- ✓ Have a licensed electrician install safety switches on all your circuits and regularly test them yourself
- ✓ Regularly maintain your solar PV system
- ✓ Look up and live - be aware of your overhead main power line when cleaning gutters or carrying ladders
- ✓ Check that insulation material in your ceiling is not covering electrical fittings, especially down lights
- ✓ If you have a private power pole, regular maintenance can extend its structural life
- ✓ Take care when using electrical equipment near a swimming pool or pond
- ✓ Only use electrical equipment for its intended purpose

For more information, visit:

electricalsafety.qld.gov.au

1300 362 128

 facebook.com/electricalsafetyoffice